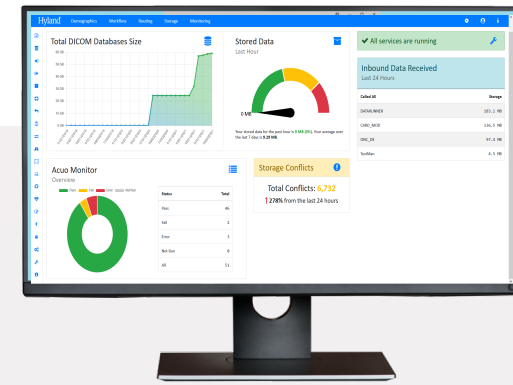


ACUO ADMIN PORTAL



Intelligent, Versatile, Powerful

In healthcare today, managing copious amounts of imaging data from across an enterprise can be daunting. It requires a solution that is intelligent, versatile and powerful to direct the needs of a complex imaging environment. Acuo Admin Portal is a zero-footprint solution that allows administrators and power users to perform at peak efficiency as they manage a wide range of infrastructure features across the Acuo server and application landscape.

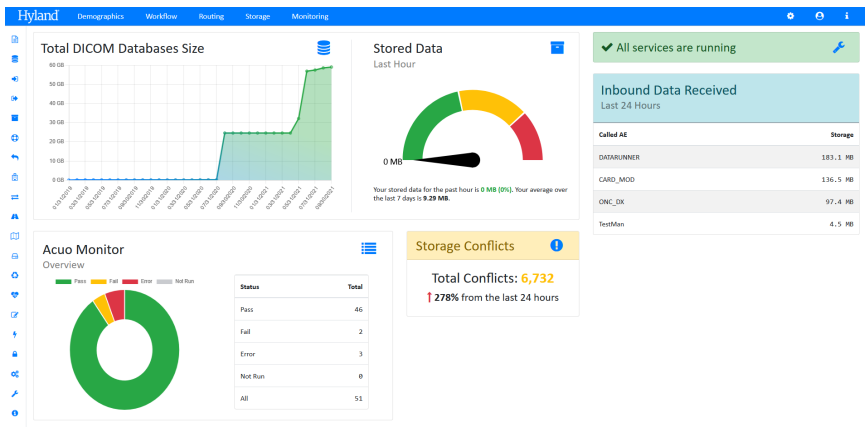
The portal allows you to easily assess system health from an intelligent overview. From the overview, links allow you to drill down and quickly address any needed changes to all Acuo servers or a subset of servers simplifying and accelerating change management.

With the Acuo Admin Portal you can manage/build routes, update protected health information (PHI) policies, transparently perform migrations or add new archives, manage cross-enterprise document sharing (XDS) registry/repository and unique identifier (UID) conflicts.

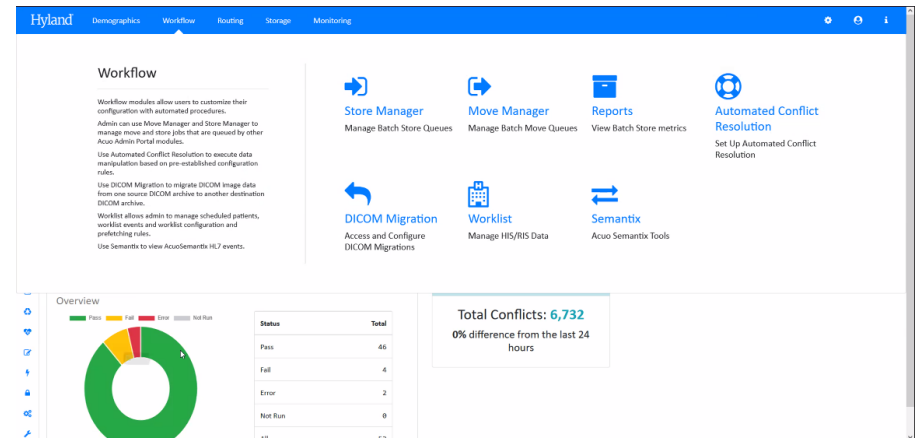
The portal provides you with an enterprise advanced reporting platform that delivers powerful insights into the performance of your vendor neutral archive (VNA) infrastructure. With this information at your fingertips, you can quickly identify problems and implement near real-time process improvements that optimize performance.

Acuo Admin Portal includes the following features:

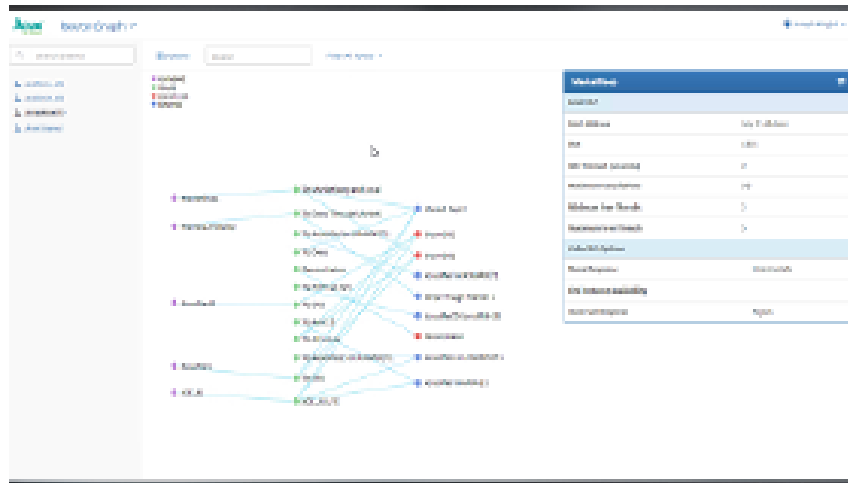
- **Content Explorer:** Manage/update XDS and DICOM repositories
- **Storage management:** Configure, create and retrieve digital assets
- **DICOM Migrations:** Acuo's built-in DICOM migration tool can help organizations migrate data into the VNA
- **Route management:** Create and configure routes between application entities and destinations.
- **Workflow:** Manage, move and store jobs between systems.
- **Advanced Enterprise reporting:** View/manage analytic data
- **Lifecycle management:** Create data retention policies
- **Auditing:** Based on IHE standards, Acuo logs user and tasks data.
- **TagMapper:** Configure and deploy maps that modify and normalize data.
- **Integration Management:** Manage integrations from HIS/RIS systems providing ADT data and associated events received from a HL7 or DICOM worklist feed; this includes editing and deleting patients or events.
- **UID conflict resolution:** Resolve storage conflicts
- **Advanced system monitoring:** Customize alerts to notify administrators of critical errors.
- **Study de-identification:** De-identify studies for research and analytics projects.



Intelligent Dashboard Overview provides administrators with a system health view to quickly and easily assess the heartbeat of the system



From the Acuo Dashboard administrators can easily gain access to the critical workflows needed to manage and configure their Acuo system



The Acuo Route Builder allows administrators to easily create routes to multiple destinations. The graphical display enables administrators to visualize existing routes.

The Acuo QC interface displays search results for clinical data. The table below shows a list of studies and series:

Accession Number	Study ID	Study Date	Study Time	Description	Modality(ies)	Series Count	Image Count
18780	298.116	02/21/2015	9:35 AM	Study 298.18780.116	CT	1	40
Series for 298.116 (02/21/2015)							
Series Number	Modality	Body Part	Institution Name	Series Description	Study Status ID	Image Count	
201	CT	ABDOMEN	NA	Series 298.18780.116.201	COMPLETED	40	Actions

Acuo QC provides administrators access to critical workflows and allow for easy access to the clinical data for fast QC and corrections