

# PACSgear Connectivity

## Image acquisition and management across departments and the enterprise

The shift from volume to value demands a comprehensive patient record. Success means capturing large volumes of information across multiple departments and making it accessible enterprise-wide in near real-time. You can leverage the power of PACSgear connectivity to get there.

Many facilities leverage DICOM-based PACS strategies to incorporate radiology and cardiology data into the EHR and other enterprise systems. But what about clinical images and related information from other departments such as dermatology, ophthalmology, and endoscopy? These non-DICOM images and videos are often trapped in departmental specialty systems. Some may even reside on smartphones or disk drives, exposing your healthcare organization to unwanted security risks. To truly provide a comprehensive patient record, all of this data must be harnessed and presented within the EHR. However, few hospitals have a sound strategy for cross-department image management and patient care, compliance and reimbursements suffer as a result.

### Unlock the full power of your imaging data

PACSgear connectivity from Hyland Healthcare provides the first seamless, end-to-end solution to automatically capture and connect departmental data to the enterprise IT systems that matter most. Whether DICOM; XDS; visible light; or native file formats such as JPEG, TIFF or PDF; PACSgear connectivity solutions can integrate this data with your EHR — helping you create a seamless, automated, robust patient record.

Of course, content needs context, and PACSgear connectivity solutions automatically associate images with the appropriate record at either the image source or the endpoint system, while an HL7 feed or integration with EHR creates any necessary worklists. No other vendor can match the depth, automation and ease-of use of PACSgear connectivity solutions. They're the unique, proven answer for making the most of your new and existing imaging technology in today's demanding healthcare environment.

### Customize a system to meet your needs

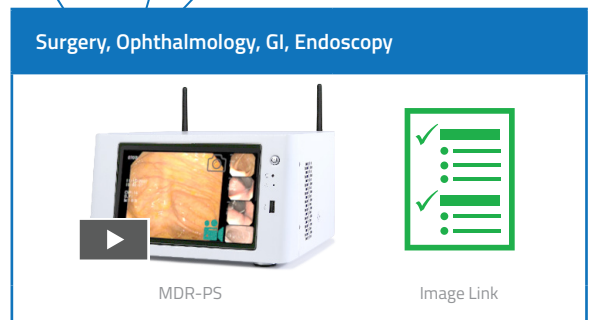
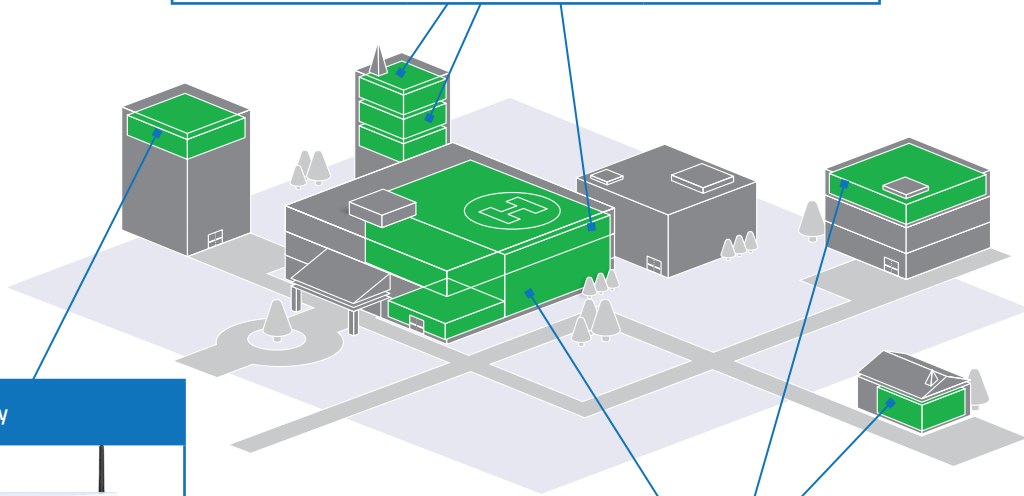
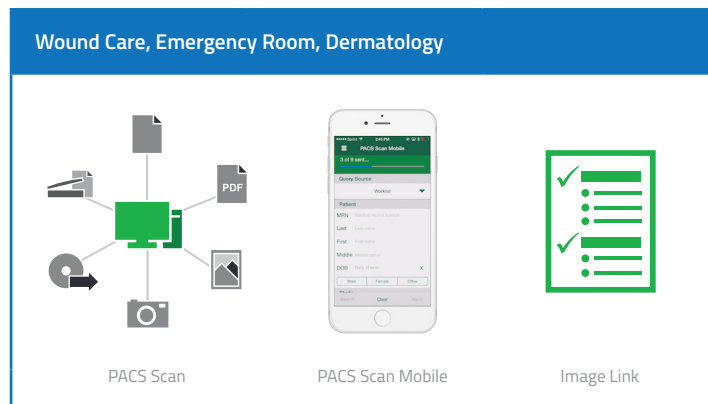
Hyland Healthcare will customize a capture and connect solution to support any healthcare facility's goals and workflow using the power of our proven, high-performance components:

#### Capture

- ▶ **PACS Scan:** Import departmental visible light images, scan documents and import PDFs into DICOM or XDS format and send them to an EHR, VNA or PACS.
- ▶ **PACS Scan Web:** Import image files like DICOM, PDF, JPEG and MP4 videos from CDs or storage devices and submit to PACS, VNA or XDS. PACS Scan Web is a zero-footprint uploader that allows users to quickly and easily import images using a simple, locally hosted web page with nothing to install on the desktop.
- ▶ **PACS Scan Mobile:** Securely capture and encrypt still images in patient context and video from a mobile device and send to an EHR or PACS in DICOM, XDS and other popular storage formats.
- ▶ **MDR Video-Touch:** Capture high resolution video feeds within patient context, trim, edit and send key images to the EHR, VNA or PACS.

#### Connect

- ▶ **Image Link:** Acquire and associate patient images and video across the enterprise with patient context from the EHR.
- ▶ **EHR Gateway:** Enable DICOM devices to store standard format visible light images and video directly to an EHR or VNA.
- ▶ **MediaServer:** Cache, edit, trim and share video and standard non-DICOM images.



## Snapshots: PACSgear around the enterprise

### Wound Care, Emergency Room, Dermatology

Import images and video into a VNA or PACS using PACS Scan or PACS Scan Mobile. Associate the image to the patient using Image Link.

### Surgery, Ophthalmology, GI, Endoscopy

Using MDR Video-Touch, capture high resolution video directly from imaging devices, edit and archive key images. Use Image Link for patient association.

### Speech Pathology

Using MDR analog, capture video and sound, edit and send key images to the archive.

## Benefit from enterprise and departmental image acquisition and management

- ▶ Image-enable your patient records across all departments for a robust patient-centric record
- ▶ Improve image access to all clinicians in the enterprise and beyond for enhanced patient care and productivity
- ▶ Create standards-based storage for greater flexibility, scalability and adaptation to organizational change
- ▶ Ensure HIPAA compliance and security of stored images through centralized management
- ▶ Streamline image back up and disaster recovery through centralized IT support
- ▶ Cut costs through economy of scale for centralized vs departmental image management



Lexmark Enterprise Software, LLC  
4309 Hacienda Drive, Suite 500  
Pleasanton, CA 94588 USA